

# Help Guide 1

Help in selecting the right Cloud account.

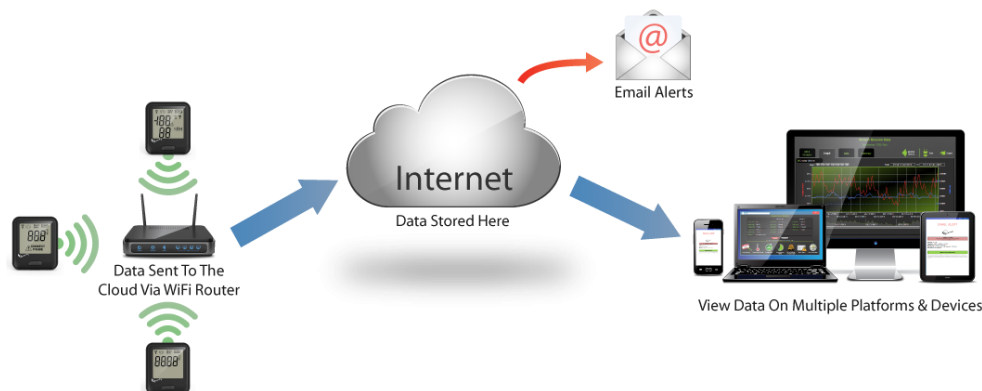


## What is this?

This Help Guide has been produced to offer guidance on choosing the correct FilesThruTheAir™ account to suit your requirements.

## Which FilesThruTheAir™ Cloud account is right for me?

The FilesThruTheAir™ Cloud makes sensor data universally accessible from any internet enabled device.



You can manage your devices and make changes to any sensor setting remotely, including changing alarm levels. This potentially gives the user the ability to monitor hundreds of our WiFi sensors in different countries from one location.

The Cloud has the ability to graph sensor data online and can send you email alerts when alarms occur or if a device needs your attention. Users can also access 'Event Logs' which will give a record of all triggered alarm events on all WiFi data loggers configured by the user with an alarm threshold.

A Cloud account is easily created during the WiFi sensor set-up process using our basic software.

## There are three types of Cloud account:

Free	Personal	Professional
<ul style="list-style-type: none"><li>• 45 days of data storage</li><li>• 100 email alerts/month</li><li>• 2 devices max</li></ul>	<ul style="list-style-type: none"><li>• Unlimited data storage</li><li>• Unlimited email alerts</li><li>• Multi-format data export</li><li>• Report printing</li></ul>	<ul style="list-style-type: none"><li>• Unlimited data storage</li><li>• Unlimited email alerts</li><li>• Multi-format data export</li><li>• Report printing</li><li>• Multiple locations</li><li>• Multiple users</li><li>• Administration panel</li><li>• Device audit trail</li></ul>

# Help Guide 1

Help in selecting the right Cloud account.



## Account Comparison



		FREE	PERSONAL	PROFESSIONAL
	Unlimited Email Alerts	100/month	✓	✓
	Unlimited Data Storage	45 days	✓	✓
	Unlimited Devices	2	✓	✓
	Management Of Users & Individual Privileges	–	–	✓
	Locations & Time Zones	–	–	✓
	Multiple Users	–	–	✓
	Device Audit Trail	–	–	✓
	Export Device Data	–	✓	✓ Assignable Privilege
	Print Device Data	–	✓	✓ Assignable Privilege
	Email Alert Recipients	5 Per Device	5 Per Device	100 Per Device

# Help Guide 1

Help in selecting the right Cloud account.



## Account Differences Explained

Email Alerts		FREE	PERSONAL	PROFESSIONAL
	Unlimited Email Alerts	100/month	✓	✓
	Email Alert Recipients	5 Per Device	5 Per Device	100 Per Device

Email alert messages are sent when alarms are triggered, or to tell you that something is wrong. A typical email alert might contain a temperature alarm, a battery warning, or an AC power report.

On the Cloud, Email Alerts are configured in the **Change Device Settings** page.

### Free/Personal



### Professional



# Help Guide 1

Help in selecting the right Cloud account.



## Free/Personal - Email Alerts

Name	Email Address	Text Format
David	homer_simpson_102@hotmail.co.uk	<input type="checkbox"/>
✗ John O'Farrell	j.o'farrell@o'farrell.com	<input type="checkbox"/>
✗ Mary O'Farrell	m.o'farrell@o'farrell.com	<input type="checkbox"/>

Temperature Alarms ☐

AC Power ☐

Device Battery Low ☐

Loss of Connection ☐

Device Problem ☐

Manually add email address to receive alerts (max 4)

Name

Email Address

+

CANCEL

APPLY

Clicking APPLY will change email settings immediately

Help ?

In Free or Personal accounts you can add a total of 5 email addresses including the email address you used when you Signed Up. All email recipients share the same options. *i.e.* if Temperature Alarms is ticked, *all* recipients will receive these Email Alerts.

## Professional – Email Alerts

Name	Email Address	Text Format	Temperature Alarms	AC Power	Device Battery Low	Loss of Connection	Device Problem
Adrian	ad	<input type="checkbox"/>	<input type="checkbox"/>	<input type="checkbox"/>	<input type="checkbox"/>	<input type="checkbox"/>	<input type="checkbox"/>
Lewis	lewis.salter@corintech.com	<input type="checkbox"/>	<input type="checkbox"/>	<input type="checkbox"/>	<input type="checkbox"/>	<input type="checkbox"/>	<input type="checkbox"/>
Chris Harden	chris.harden@corintech.com	<input type="checkbox"/>	<input type="checkbox"/>	<input type="checkbox"/>	<input type="checkbox"/>	<input type="checkbox"/>	<input type="checkbox"/>
✗ John O'Farrell	j.o'farrell@o'farrell.com	<input type="checkbox"/>	<input type="checkbox"/>	<input type="checkbox"/>	<input type="checkbox"/>	<input type="checkbox"/>	<input type="checkbox"/>
✗ Mary O'Farrell	m.o'farrell@o'farrell.com	<input type="checkbox"/>	<input type="checkbox"/>	<input type="checkbox"/>	<input type="checkbox"/>	<input type="checkbox"/>	<input type="checkbox"/>

Manually add email address to receive alerts

Name

Email Address

+

Advanced

CANCEL

APPLY

Clicking APPLY will change email settings immediately


Help ?

In Professional accounts you can add a total of 100 email addresses including the email addresses of Users belonging to this device's Location (See the **Administration** section for more information). Each recipient has their own email options.

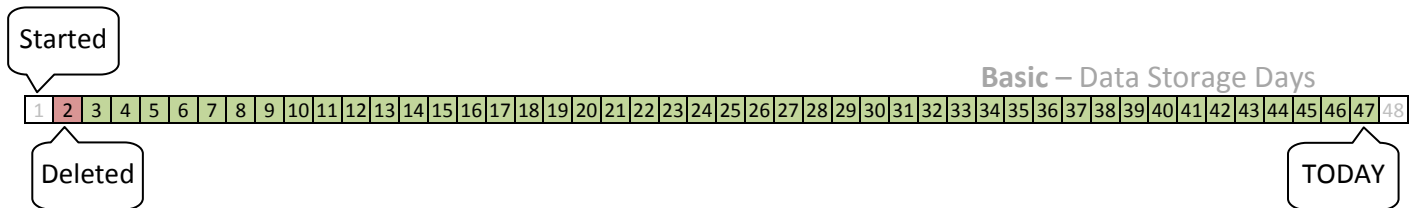
# Help Guide 1

Help in selecting the right Cloud account.




Data Storage		FREE	PERSONAL	PROFESSIONAL
	Unlimited Data Storage	45 days	✓	✓

With a Free account you can see only the last 45 days of data. Any previous data is deleted.



Personal and Professional accounts have no data storage limit.

Number of Devices		FREE	PERSONAL	PROFESSIONAL
	Unlimited Devices	2	✓	✓

You can connect a maximum of two WiFi Sensor devices to a Basic account. In Personal and Professional accounts the maximum number of devices is determined by the pricing tier you select when Signing-Up.




Tier	BASIC	PERSONAL	PROFESSIONAL
	Maximum number of WiFi Sensor devices		
-	2	-	-
①	-	5	-
②	-	10	-
③	-	20	-
④	-	50	-
⑤	-	100	-
⑥	-	Contact Us	

If you Sign-Up for a Basic account you can easily upgrade later to a Personal or Professional account. You can also upgrade or downgrade to a different Personal or Professional account tier at any time.

# Help Guide 1

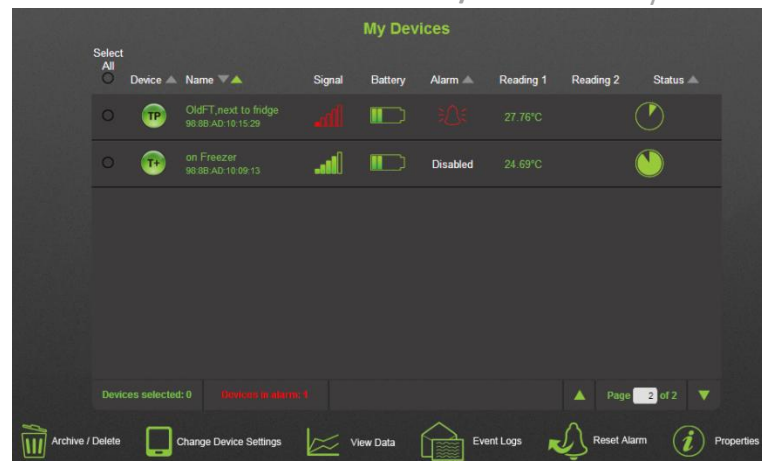
Help in selecting the right Cloud account.



Administration		FREE	PERSONAL	PROFESSIONAL
	Management Of Users & Individual Privileges	—	—	✓
	Locations & Time Zones	—	—	✓
	Multiple Users	—	—	✓

All WiFi Sensor Devices connected to either Free or Personal accounts occupy a single location. That is, you always see all your devices in one list. Your Sensors have a configurable name, 'Fridge', 'Hallway', 'Glass-House' so they're easy to identify. Basic and Personal accounts have a single time-zone which you set at the time you Sign-Up.

## Free/Personal – My Devices



A Professional account accommodates multiple Locations, which appear as a tree structure on the left of your **Devices** page. You can organise your WiFi Sensor Devices into these Locations when they are connected to the Cloud. Each Location has its own time-zone setting. Selecting a Location in the tree, displays only the Sensors in that Location.

## Professional - Devices





# Help Guide 1

Help in selecting the right Cloud account.

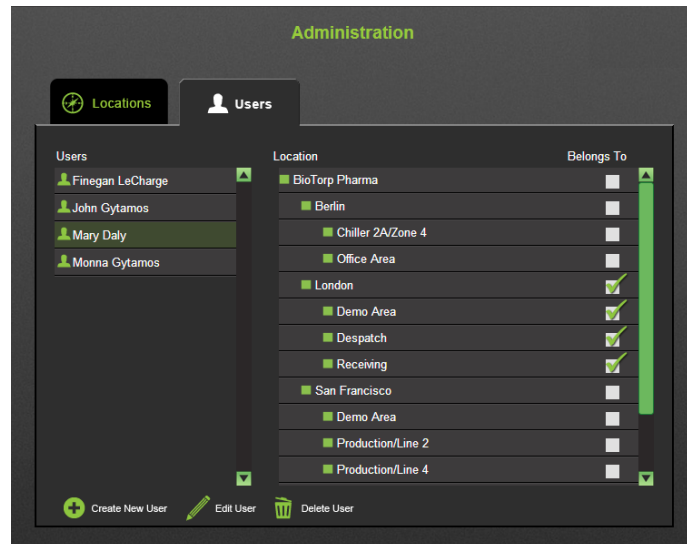


Both Free and Personal accounts have a single user (the person who Signed-Up and created the account).

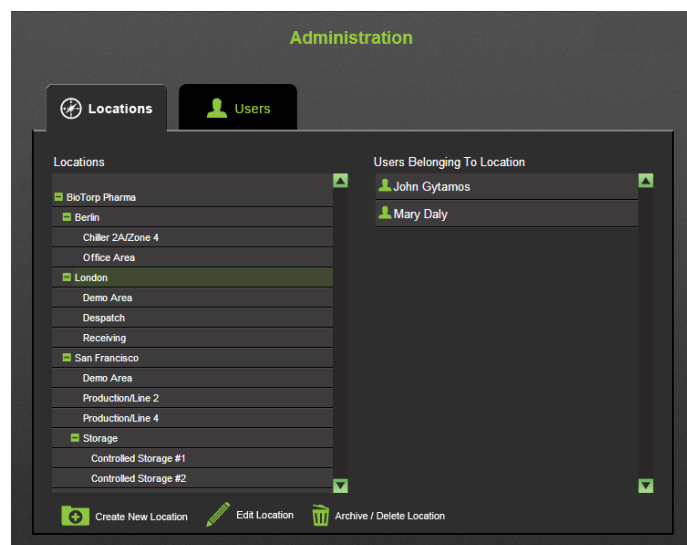
In the Professional account a user with the Administrator privilege can access the Administration page to add, edit or delete users and Locations.

The Administrator can also decide which Locations each user can see.

## Professional - Users

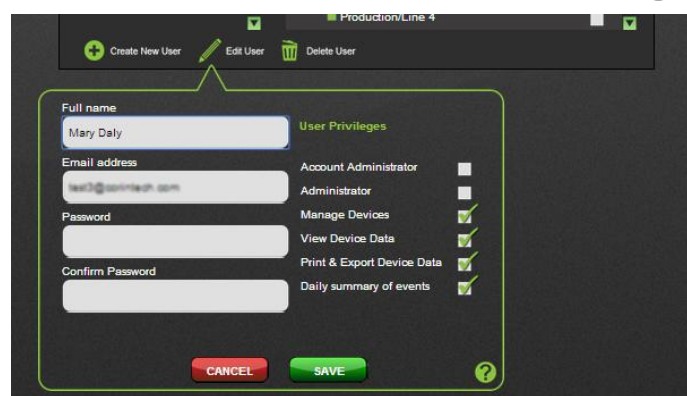


## Professional - Locations



## Professional – User Privileges

By assigning privileges an Administrator can determine what actions each user is allowed to perform.



# Help Guide 1

Help in selecting the right Cloud account.



Audit Trail		FREE	PERSONAL	PROFESSIONAL
	Device Audit Trail	—	—	✓

On the Sensor Session Data page, you can see the **Session Audit**. This continuously records the reasons why each recording session was started, including any changes to the WiFi Sensor settings. In a Professional account, you can export a comprehensive **Device Audit** as a PDF document.

## Professional – Device Audit Export

Example exported Device Audit (PDF).

Cloud Device Audit Record			
Audit Exported 22/07/2014 08:47:50 by Tim Waterman			
DEVICE SUMMARY			
GMT Standard Time : Timest1 / 345 TEST ZONE / 345 TH+ NEW			
Device Type	WiFi-TH+	SSID	FTTA3
MAC Address	98:8B:AD:00:13:84	First Setup	16/07/2014 11:49:32
Firmware Version	2.3.8 / 2.3.8 / 2.0.45 / B3.45	Total Readings	7440
		Alarms Triggered	0
AUDIT RECORD			
When?	Change	User	
24/07/2014 19:35:39	Change Device Name: 345 TH+>345 TH+ NEW	Mary Daly	
23/07/2014 13:33:33	Scale: °C>°F	John Gytamos	
21/07/2014 11:32:25	Sample Rate: 60>300	Tim Waterman	
	Temperature High Alarm: 0 °C>30 °C		
	Temperature High Alarm: Disabled>Enabled		
16/07/2014 11:49:32	Initial Set-Up	-	



# Help Guide 1

Help in selecting the right Cloud account.



Print & Export		FREE	PERSONAL	PROFESSIONAL
	Export Device Data	—	✓	✓ Assignable Privilege
	Print Device Data	—	✓	✓ Assignable Privilege

## Personal/Professional – Graph Data Print & Export

In Personal and Professional accounts you can Print and Export graphical and tabular data.

In a Professional account **Print and Export Device Data** is an assignable user privilege; an Administrator can decide which users are allowed to do this.



## Personal/Professional – Tabular Data Print & Export

The Basic account does not allow Print or Export of data.

Date	Time	Temperature	Humidity
11/12/2013	15:50:32	26.1°C	39%RH
11/12/2013	15:51:32	26.1°C	39%RH
11/12/2013	15:52:32	26.1°C	39%RH
11/12/2013	15:53:32	26.1°C	40%RH
11/12/2013	15:54:32	26.1°C	39%RH
11/12/2013	15:55:32	26.1°C	39%RH
11/12/2013	15:56:32	26.1°C	39%RH
11/12/2013	15:57:32	26.1°C	39%RH
11/12/2013	15:58:32	26.1°C	39%RH
11/12/2013	15:59:32	26.2°C	39%RH
11/12/2013	16:00:32	26.2°C	39%RH
11/12/2013	16:01:32	26.2°C	40%RH